

LIPPMANN

Specifications

4080ts Track Conveyor



DESCRIPTION

The newly designed TS4080 is McCloskey international's newest addition to the materials handling division. Designed to allow operators to stockpile/transfer material directly from mobile crushing and screening plants it offers the perfect solution to all your material handling needs. It offers the flexibility and mobility needed to ensure that the stockpiling process is as fast and efficient as possible, it eliminates the use of a loader and also the double handling of materials.

The unit can also be containerized for transport, with minimal setup time, substantially reducing transport costs.

The TS4080 Track Conveyor comes with the following features as standard:

- Hydraulic folding heading section for transport minimizing setup time
- Hydraulically adjustable discharge height up to 11 meters
- Hydraulically adjustable feed in height to compliment crushing and screening plants
- 4 meter tracks for superior maneuverability and stability
- ISUZU 4LE1 36kW giving a rating of up to 400 tph
- Fuel efficient hydraulics system
- User friendly hydraulic controls
- Feed boot hardox liners
- Heavy duty impact bed

DIMENSIONS AND CAPACITIES

Length - working (max)	23.5m (77'-3")
Height - working (max)	11.4m (37'-6")
Length - transport	11.7m (38'-8")
Width - transport	2.34m (7'-8")
Height - transport	2.6m (8'-6")
Over hang - transport	5.1m (16'-7")
Maximum production rate	400 tph @ 23° angle
Max product size	300mm (12") minus

MATERIALS

Materials include but are not limited to:

- Sand and gravel
- Aggregates
- Compost
- Topsoil
- C and D waste
- Mulch
- Coal

CONVEYOR

Belt width	1000mm (40")
Belt spec	3 ply (400/3 5+1.5)
Scraper	Urethane scraper as standard
Pulley adjuster	Standard threaded bar
Conveyor idlers	45 degree angle
Return idlers	Self-cleaning rubber disc
Conveyor motor	Single DANFOSS OMV630
Drive drum	350mm Ø with herringbone lagging
Tail drum	270mm Ø spoked drum
Max belt speed	3m/sec (165 rpm)
Engine speed	2800 rpm

CAPACITIES

Hydraulic tank	285 L (75 US gal)
Diesel tank	200 L (53 US gal)
Feed boot capacity	1.1m ³ (1.4yd ³)

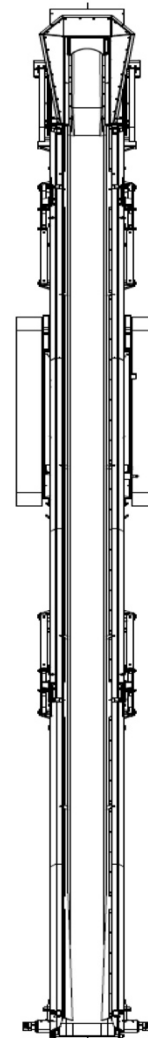
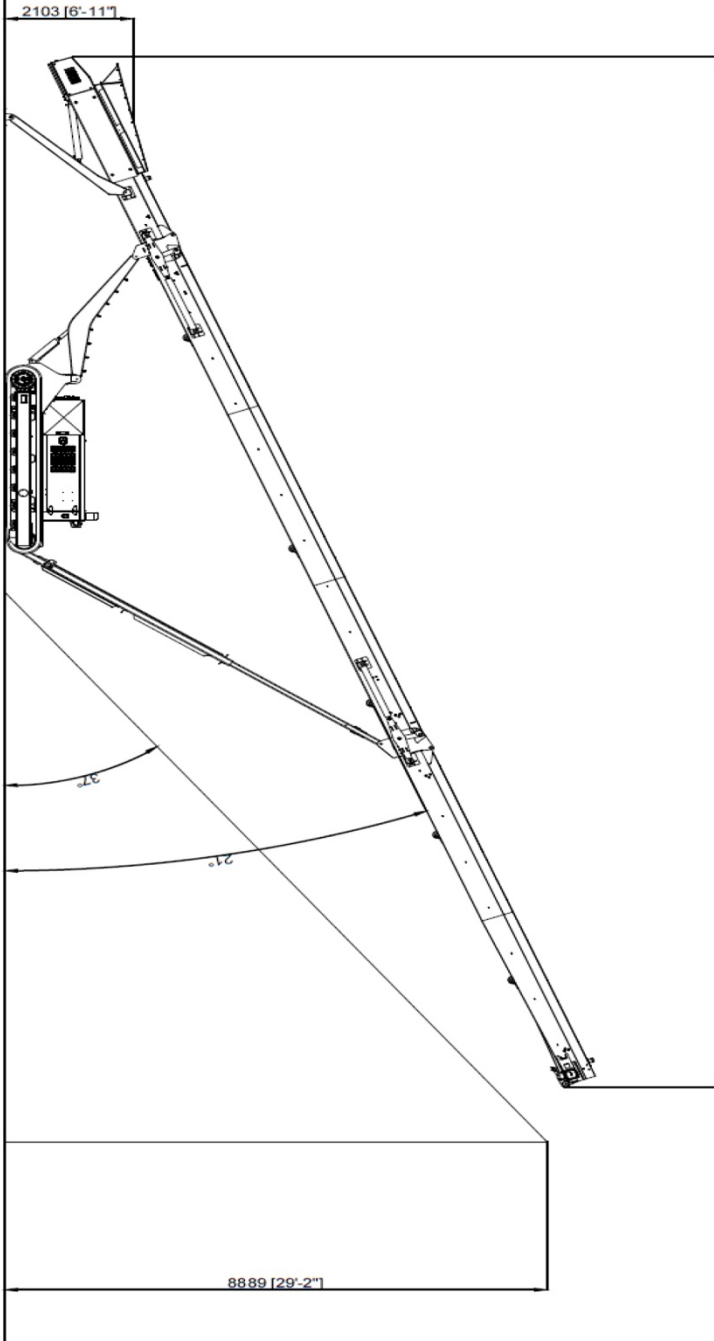
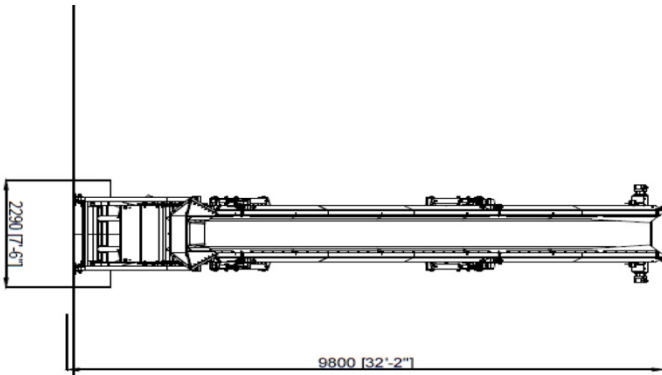
OPTIONS INCLUDING BUT NOT LIMITED TO:

- Dual power drive
- Feed boot rubber liners
- Hydraulic tail fold
- ISUZU 4LE2X T4F 47.4kW (600-800 tph @ 23°)
- CAT 2.2 LRC 44.7kW (600-800 tph @ 23°)
- Head scraper upgrade
- Anti-roll backs
- Rear hydraulic folding jack legs
- Extended feed boot with crash box
- Radio remote control conveyor and setup functions
- Heavy duty 4 ply belt

SAFETY FEATURES

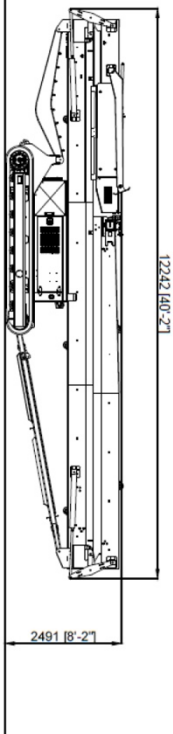
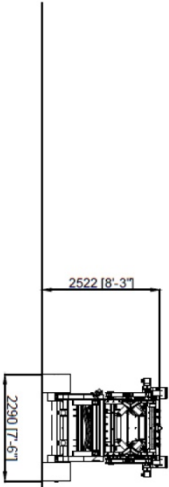
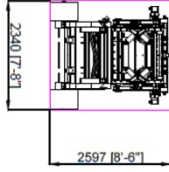
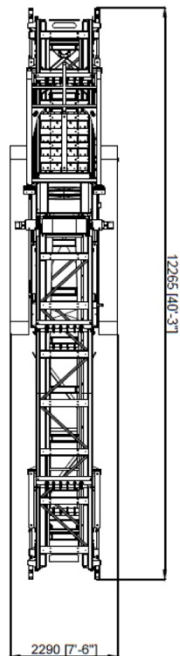
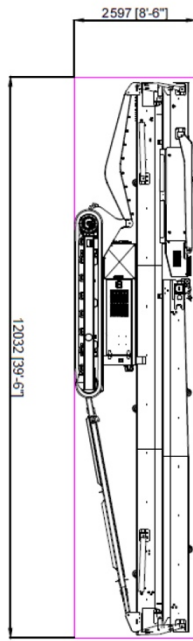
- External belt alignment points
- External grease points
- Engine safety shutdown systems
- Full safety guarding for nip points

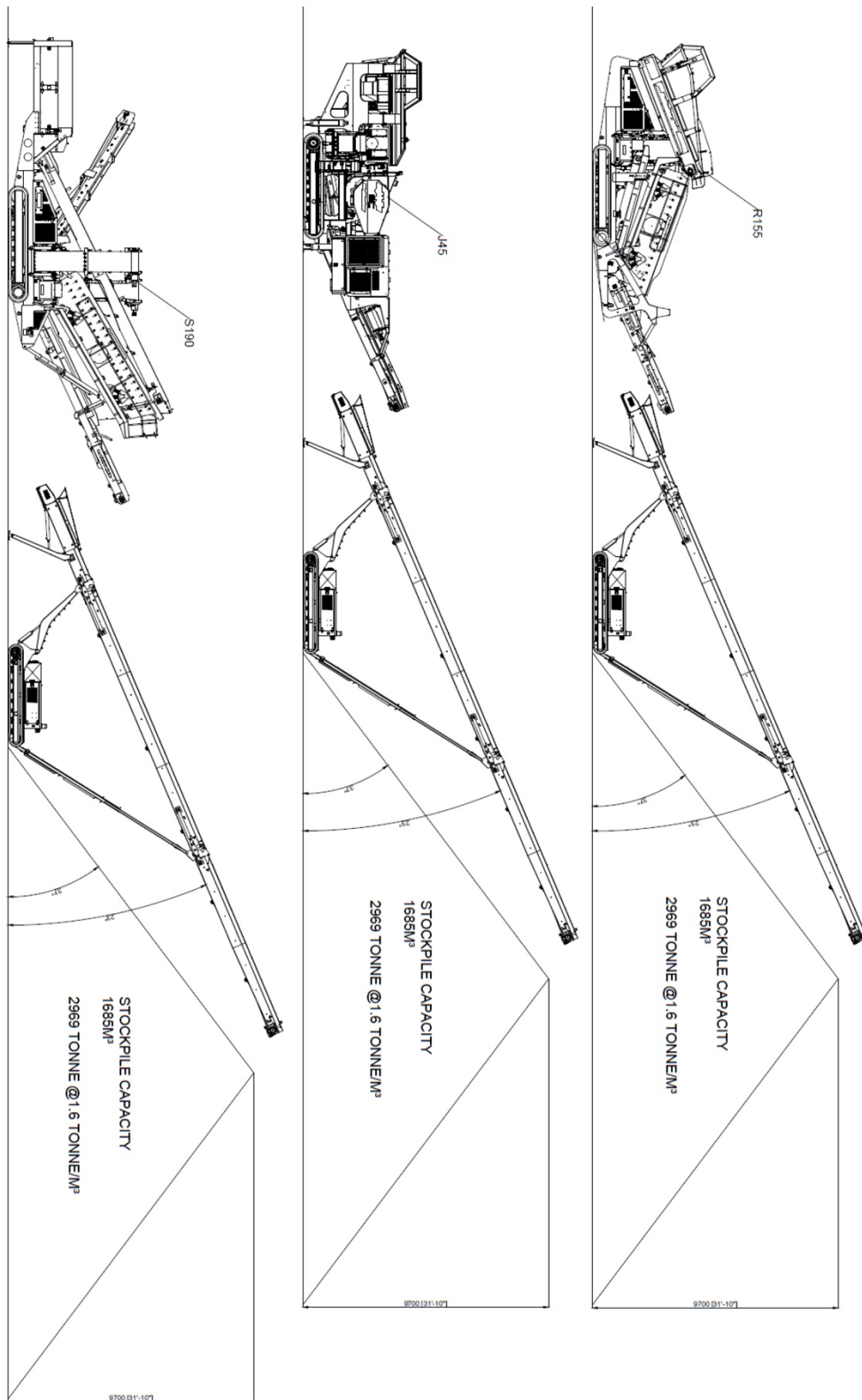
WEIGHT OF STANDARD
MACHINE: 12700 KG



WEIGHT OF STANDARD
MACHINE: 12700 KG

STD 40FT HIGH CUBE
CONTAINER





LIPPMANN

Metso McCloskey USA, LLC
 dba: Lippmann
 3271 East Van Norman Avenue
 Cudahy, WI 53110-0586 USA
www.lippmann-milwaukee.com

Lippmann European Office
 47 Moor Road
 Coalisland, Co. Tyrone BT714QB Northern Ireland
 (+44) 28-8774-0926
www.lippmannglobal.com

All specifications are current as of this pricing, but are subject to change.